

FS700-800 B/H



Sweeping machines that are user-friendly,
comfortable, affordable and versatile,
suitable for all types of dirt, both indoors and outdoors

 **FIMAP**[®]

FS700-800 B/H

FS700-800 Sweeping machines.

Suitable for the cleaning of
industrial and commercial surfaces up to 6000 sq.m./h

The FS700-800 are available with two working widths (the central brush measures 70 and 80 cm respectively) and can be battery- (B) or gasoline-powered (H). Designed for those who want a high performance machine that can be used in various environments.

FS700 B/H (Basic) - FS800 B/H (Basic)

With manual emptying



FS800 B/H

With automatic emptying
at height



FS700 B (Basic)



FS800 H



Central brush working width:
FS700 B/H 70 cm
FS800 B/H 80 cm



Central brush + 1 side brush working width:
FS700 B/H 85 cm
FS800 B/H 95 cm



Central brush + 2 side brushes working width:
FS700 B/H 105 cm
FS800 B/H 112 cm

Available equipment:

EQUIPMENT	Basic FS700 B FS800 B	Basic FS700 H FS800 H	FS800 B	FS800 H
Brush unit				
PPL central cusp brush	•	•	•	•
Mixed steel side brush	optional	optional	optional	optional
PPL right side brush	•	•	•	•
2 PPL side brushes (2SL)	optional	optional	optional	optional
Mixed steel side brush	optional	optional	optional	optional
Flap lifting device	•	•	•	•
Vacuum/filtering unit				
Electric vacuum fan	•	-	•	-
Vacuum fan	-	•	-	•
Filter shaker and vacuum closure	•	•	•	•
Panel filter (FP) or pocket filter (FS)	•	•	•	•
Panel or pocket filter	optional	optional	optional	optional
Debris hopper with manual emptying	•	•	-	-
Debris hopper with automatic lifting and emptying	-	-	•	•

EQUIPMENT	Basic FS700 B FS800 B	Basic FS700 H FS800 H	FS800 B	FS800 H
Traction unit				
Electric motor wheel	•	-	•	-
Hydraulic motor wheel	-	•	-	•
Forward/backward direction control	•	•	•	•
Mechanical service brake	•	•	•	•
Parking brake	•	•	•	•
Power supply - Honda GX200 motor	-	•	-	•
24 V Battery (4x6)	optional	-	optional	-
Electric start-up	-	•	-	•
Accessories				
Hour meter	•	•	•	•
Blinking light	optional	optional	optional	optional
Headlights kit	optional	optional	•	•
Super elastic wheels	optional	•	optional	•
Battery charge level	•	-	•	-
On-board battery charger 24 V/25 A	optional	-	optional	-
Overhead guard	optional	optional	optional	optional



FS700-800 Sweeping machines

USER FRIENDLY DESIGN, no operator training!



No more learning time
and training for the operator.
The I-Drive philosophy makes all the controls intuitive,
so every user can work more effectively and efficiently



The brushes (central and side)
are easily moved
with the aid of 2 levers



Instrument panel (Basic H version)



Pedal controls for forward/backward direction



Manual accelerator (H versions)

FS700-800 Sweeping machines

Possibility to work for up to 5 hours
thanks to the Fimap Energy Saver system



In the battery version, the various functions (such as brushes or traction) are activated by specific motors.

Energy consumption is based on the actual use of each function, while always guaranteeing optimum efficiency and yield.

In this way, the degree of autonomy can reach 5 hours in other words, 20,000 sq.m. emission-free cleaning.

The hydraulic system of the version with an internal combustion engine (FS700-800 H) ensures unlimited autonomy for this model



FS700-800 Sweeping machines

Guaranteed cleaning results, thanks to the clever design solutions



- Flap lifting device, activated by a pedal, make easier the collection of coarse dirt
- Large size filter, up to 6 m² of filtering capacity for FS800 model
- Electrical filter shaker with vacuum exclusion, to clean the filter or work on damp surfaces



It's extremely easy to replace the filtering system in order to adapt the machine to different work environments.

- The floating and self-adjusting central brush with cusp shape (hydraulically moved, in the internal combustion engine version) maintains its contact with the surface

- FIMAP NO DUST LIFTING SYSTEM



The suctioned and filtered air comes out through the rear grille positioned in a very high area. In this way, the dust deposited on the surface around the machine is not lifted, guaranteeing excellent cleaning results



HYDRAULIC
SYSTEM

FS700-800 Sweeping machines

Guaranteed reliability!

The versions with internal combustion engine (FS700-800 H) are equipped with a complete hydraulic system and have no electronic cards. This means increased reliability when working in particularly dirty conditions.

In the battery version, the entire battery/motor compartment is protected against the infiltration of dust. The electric system is located in a protected area at the front of the machine, where it can be easily accessed




FS700-800 Sweeping machines

Excellent accessibility and simplicity
for maintenance operations. Everything is so handy!

Thanks to the simple design of the machine, maintenance
can be carried out quickly and easily
by any operator, even without specialised skills




The central and side brushes
can be replaced
without the use of tools



In the motor-equipped versions
(FS700-800 H),
the start-up battery is located
in the front compartment
and can be easily accessed
for inspection purposes

Easy battery charging thanks
to the possibility to have
on-board battery charger
(available on request on battery
versions)



Electrically-operated lifting
and emptying (FS800 B/H)



The FS700-800 sweeping machines are available with panel or fabric pocket filter.
The latter gives excellent filtering results even in environments
with a very high level of fine dust

TECHNICAL DATA		FS700 B (Basic)	FS700 H (Basic)	FS800 B (Basic)	FS800 H (Basic)	FS800 B	FS800 H
Forward speed	km/h	0÷6	0÷6	0÷6	0÷6	0÷6	0÷6
Side brush motor	V/W	24/90	hydraulisch	24/90	hydraulisch	24/90	hydraulisch
Traction motor	V/W	24/400	hydraulisch	24/400	hydraulisch	24/400	hydraulisch
Filter shaker motor	V/W	24/80	12/80	24/80	12/80	24/80	12/80
Combustion engine	HP	-	5,5	-	5,5	-	5,5
Dump height	m	-	-	-	-	1,3	1,3
Debris hopper capacity	l	60	60	70	70	70	70
Filter surface area	m ²	5	5	6	6	6	6
Batteries	(n.) V/Ah C5	(4) 6/200	-	(4) 6/200	-	(4) 6/200	-
Working width	mm	850	850	950	950	950	950
Number of side brushes/Ø	mm	1-2/400	1-2/400	1-2/400	1-2/400	1-2/400	1-2/400
Power supply	V/traction	24/electronic	-/hydraulic	24/electronic	-/hydraulic	24/electronic	-/hydraulic
Central brush width	mm	700	700	800	800	800	800
Front-mounted hopper		-	-	-	-	-	-
Rear-mounted hopper		•	•	•	•	•	•
Type of dumping system		manual	manual	manual	manual	electric	electric
Working capacity	up to m ² /h	6300	6300	6700	6700	6700	6700
Machine dimensions L x H x W	mm	1600x1310x940	1600x1310x940	1600x1310x1080	1600x1310x1080	1600x1310x1080	1600x1310x1080
Machine weight (without batteries)	Kg	238	297	260	318	322	381

Ask your dealer Fimap Service Packs:
no more unexpected costs!



Fimap can offer the ideal solution according to different budgets and needs, choosing one of the three solutions: LIGHT Service Pack covering the ordinary maintenance, SMART Service Pack for ordinary maintenance and the replacement of wear materials, or FULL Service Pack which, besides the services of the first two packs, includes also the replacement of consumables.

Choosing one of Fimap Service Packs you will benefit of:


- Peace of mind for your purchase regularly controlled by qualified technicians
- No more added costs to pay
- Performances guaranteed over time
- Longer product life

For further details please refer to general terms and conditions available at www.fimap.com inside "Fimap Service Pack" of "Services" section

WARRANTY

Ask your country dealer more information about warranty conditions

CERTIFICATIONS



For any additional information or for a demo please contact your usual Fimap dealer

FIMAP[®]
www.fimap.com

FIMAP spa - Via Invalidi del Lavoro, 1 - 37050 S. Maria di Zevio - Verona - Italy
Tel. +39 045 6060411 - Fax +39 045 6060417 - E-mail: fimap@fimap.com

Numero Verde
00800-05070000



Scan the QR Code
with your Smart Phone
and watch the web-site